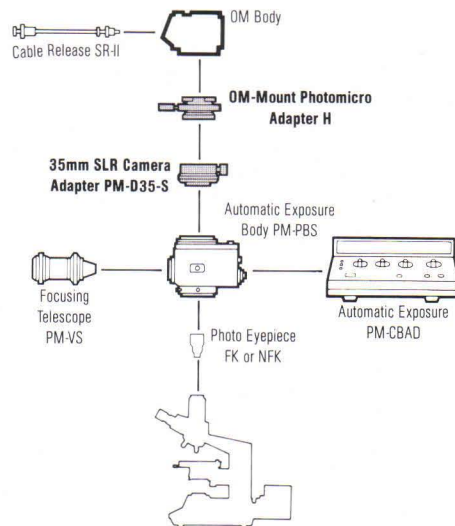


OM-Mount Photomicro Adapter H + PM-D35-S



OM-Mount Photomicro Adapter H + PM-D35-S

- This adapter is mainly used to mount OM System SLR cameras for photography in combination with Olympus special photomicrographic system.
- When mounting the OM camera body on the Photomicrographic System PM-10, automatic or manual version, or the Photomacrographic System PMT-35A, the Adapter H is needed together with the Camera Adapter PM-D35-S.
- When photographing with the PM-10 Series Photomicrographic System the shutter of the OM camera body should be kept open at the "B" Bulb setting and the vibration-free shutter built into the PM-10 is used to make the exposure. This will assure sharp pictures free of camera shake even at high magnifications of 40x or more.



OM-Mount Photomicro Adapter H Stock No. 105-037
 35mm SLR Camera Adapter PM-D35S Stock No. 105-037

OM SYSTEM OM-Mount Photomicro Adapter H + PM-D35-S

Meter Coupling

Sets the exposure meter built into the camera body to the exposure value necessary for photomicrography.

Camera Mounting Ring


Bayonet mount connection to OM body as with ordinary lenses.

Adapter Release Button

Press the button and rotate the Adapter H 70° counterclockwise to remove. Do not press button when mounting.

Clamping Screw

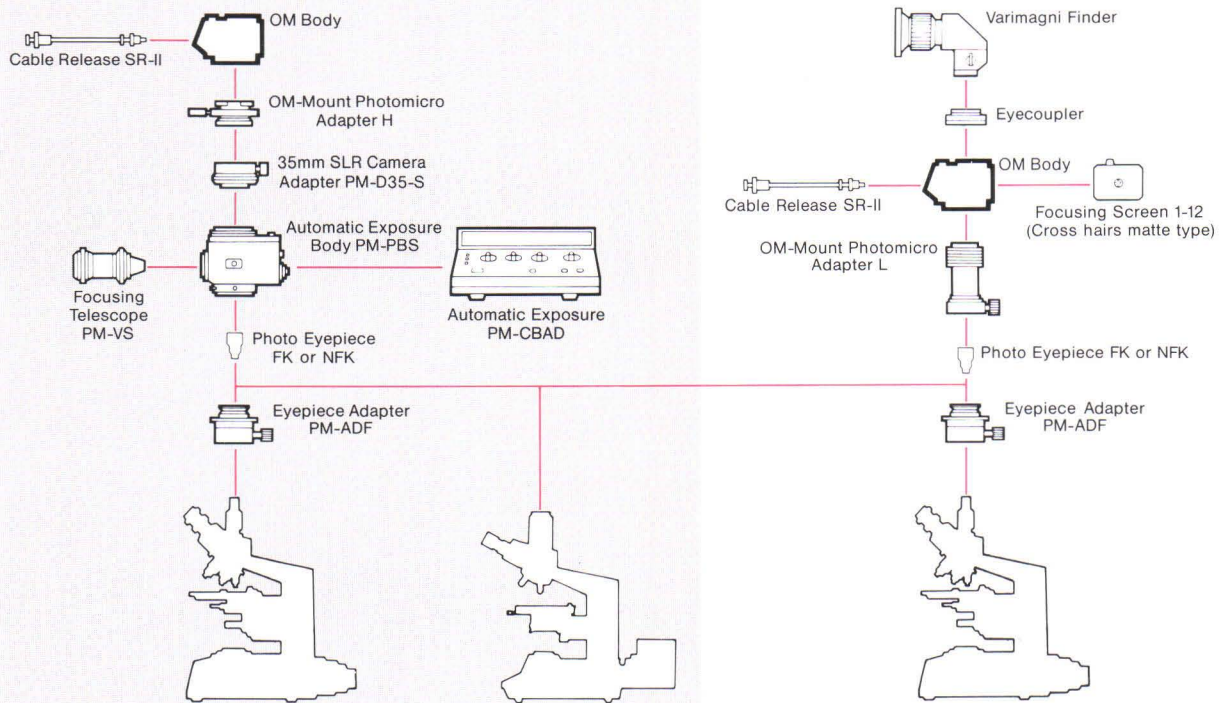
After inserting the Adapter H, tighten this screw to secure.



35mm SLR Camera Adapter PM-D35-S

Connect to the Photomicrographic System PM-10 Series Exposure Body or Macrophotographic System PMT-35A.

Typical use of OM-Mount Photomicro Adapter H and PM-D35-S



Notes

- With the BH-2 Series, precise focusing can be done through the binocular tube, so it is not necessary to use the Photomicrographic Equipment Focusing Telescope or the SLR viewfinder.
- With microscopes other than the BH-2 Series (the CH, CK2, various stereoscopic microscopes, etc.), focusing should be done with the Focusing Telescope of the Photomicrographic Equipment.
- When photographing with the PMT-35A, focusing is accomplished through the SLR camera viewfinder. The Focusing Screen 1-12 (P. C-001), which is specially designed for photomicrography, should be used. For sharper focusing and a more comfortable viewing position, use of the Varimagni Finder (P. C-003) together with the Eyecoupler (P. C-002) is recommended.